




Technical specification

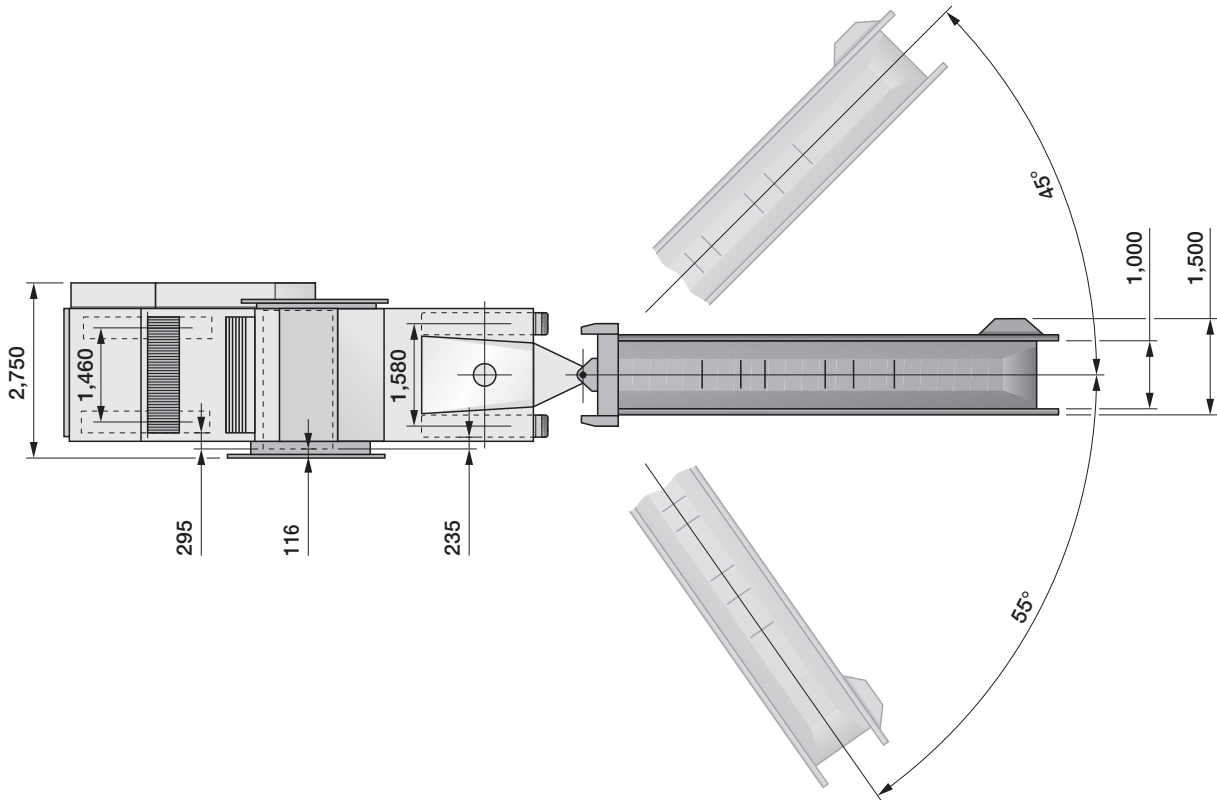
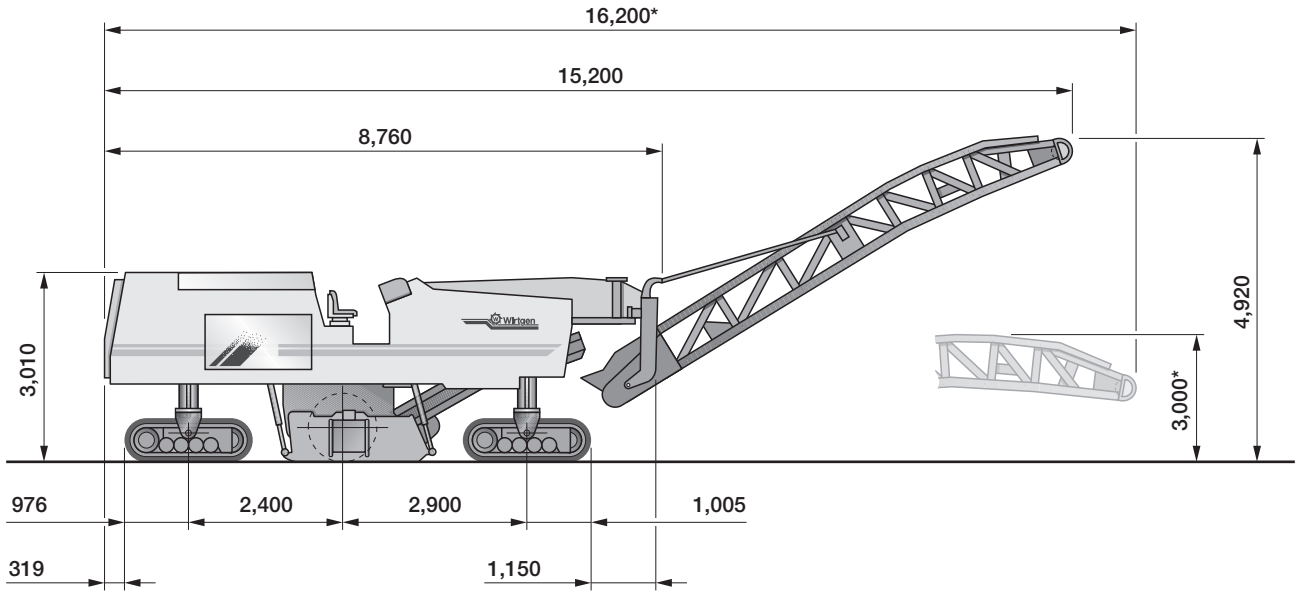
Cold milling machine W 2100



Cold milling machine W 2100	
Milling width max.	2,200 mm
Milling depth *1	0–320 mm
Milling drum	
Tool spacing	15 mm
Number of tools	186
Drum diameter with tools	1,080 mm
Engine	
Manufacturer	Caterpillar
Type	C 18 ATAAC
Cooling	Water
Number of cylinders	8
Rated power	522 kW/700 HP/710 PS
Engine speed	2,100 min ⁻¹
Displacement	18.13 l
Fuel consumption, full load	145 l/h
Fuel consumption, 2/3 load	96 l/h
Emission standards	EPA Tier III, EU Stage III a
Electrical system	24 V
Filling capacities	
Fuel tank	1,300 l
Hydraulic fluid tank	300 l
Water tank	4,500 l
Driving characteristics	
Travel speed	0–86 m/min (0–5 km/h)
Crawler tracks	
Crawler tracks, front and rear (L x W x H)	2,000 x 350 x 710 mm
Conveyor system	
Belt width of primary conveyor	1,000 mm
Belt width of discharge conveyor	1,000 mm
Theoretical capacity of discharge conveyor	550 m ³ /h
Shipping dimensions	
Machine (L x W x H)	8,800 x 2,690 x 3,010 mm
Discharge conveyor (L x W x H)	8,600 x 1,570 x 1,260 mm

*1 = The maximum milling depth may deviate from the value indicated, due to tolerances and wear.

Dimensions in mm

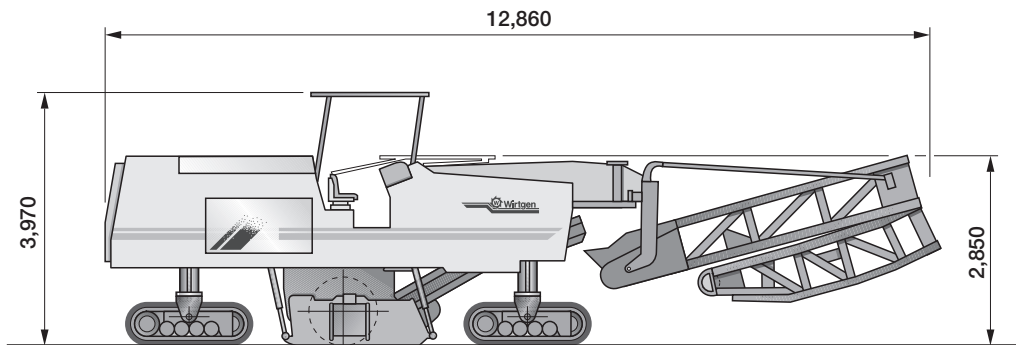


* = Dimensions for low-loader transport

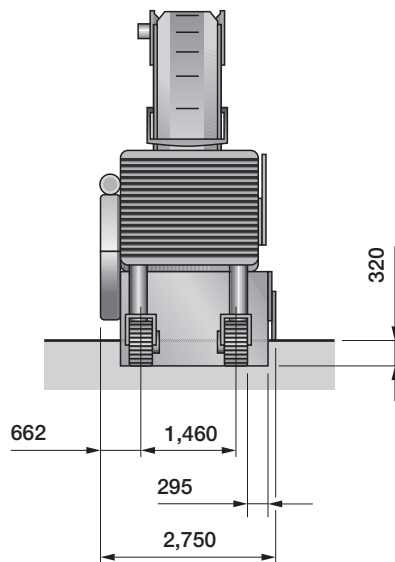
	Standard weights of cold milling machine W 2100
Own weight	33,500 daN (kg)
Operating weight, CE *	36,300 daN (kg)
Operating weight, max.	39,100 daN (kg)
	Add-on weights
Optional equipment	
Canopy	250 daN (kg)
Folding conveyor	370 daN (kg)
Additional weight	1,400 daN (kg)

* = Weight of machine with half-full water tank, half-full fuel tank, driver (75 kg) and tools.

Optional equipment: canopy and folding conveyor
Dimensions in mm

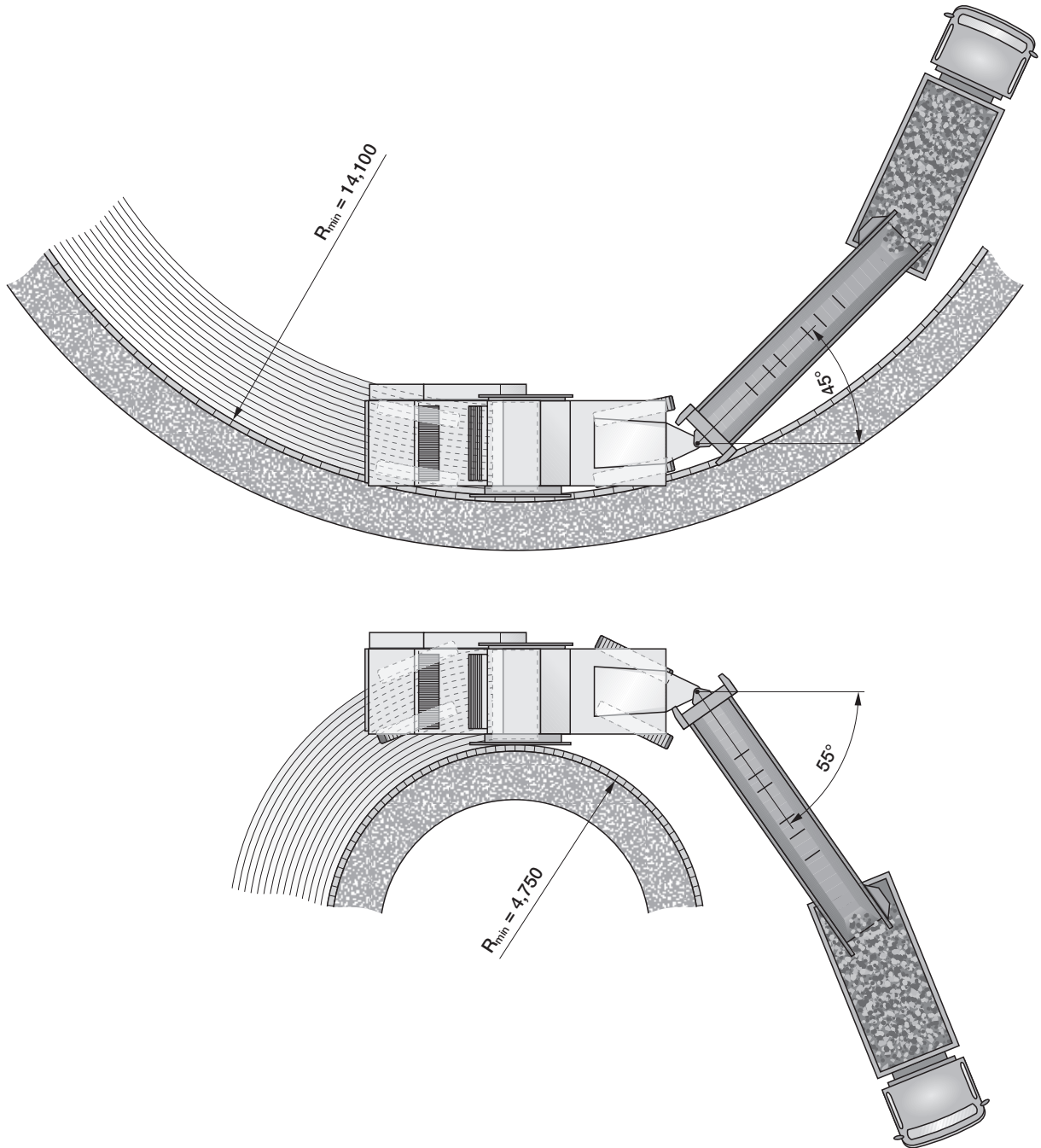


Rear view W 2100
Dimensions in mm



Milling width 2,200 mm

Milling radius of cold milling machine W 2100 at 150 mm milling depth
Dimensions in mm



Equipment features of cold milling machine W 2100

Standard equipment:

Operator's platform

- Walk-through, vibration-damped operator's platform, mounted elastically, with one control panel each left and right and two individually adjustable driver's seats; the control panels can be adjusted in height and inclination, and can additionally be moved to either side
- Lockable covers for control panels
- Access left and right with convenient fold-away ladder
- Two mirrors at the front, one mirror at the rear

Machine control

- Advance speed control across the entire speed range via joystick with proportional control
- Automatic power control unit for optimum power adjustment to different pavement materials
- Engageable hydraulic traction control (flow divider)
- Digital electric height indication
- Freely selectable steering mode for crawler track units
- High-pressure water system
- Engaging water injection in milling chamber
- Engaging water spray system at primary conveyor

Engine

- Water cooler with temperature-related fan speed
- Lockable, hydraulically opening engine cowling with integrated sound-proofing package

Milling drum assembly with milling drum

- Mechanical milling drum drive via multiple V-belts with automatic belt tensioner
- Wide opening, electro-hydraulically operated drum door / scraper blade combination, self-locking; the scraper blade is pressurized hydraulically and equipped with replaceable tungsten carbide elements
- Milling drum housing for milling width 2,200 mm, consisting entirely of hard-wearing sheet metal
- Milling drum in welded double-pin toolholder design
- Two cutting speed options by changing the belt pulleys
- Replaceable wearing segments on side plates

Loading of milled material

- Two-stage loading system with 1,000 mm wide conveyor belt
- Discharge conveyor slewing angle left 45 degrees
- Discharge conveyor slewing angle right 55 degrees
- Conveyor system with continuous conveying speed

Chassis and height adjustment

- Wear-resistant polyurethane track pad equipment
- Continuously adjustable, hydraulic all-track drive with hydraulic differential lock
- Height adjustment via proportional valve control

Miscellaneous

- Lighting package with 10 spotlights
- Comprehensive safety package with 6 emergency stop buttons
- Lockable toolbox with comprehensive toolkit for servicing and maintenance
- Painting: white with orange stripe
- Safety certificate by the Employer's Liability Insurance Association
- Storage compartment for four tool containers
- Standard water filling, front (excluding filling pump)

Optional equipment:

Operator's platform

- Stable, soundproofed GRP canopy with folding rear screen; canopy can be folded up and down hydraulically
- Sunshade
- WIDIS 32 multi-functional display in right-hand control panel

Machine control

- LEVEL PRO automatic levelling system with 2 wire-ropes sensors
- Additional LEVEL PRO control panel
- Scanning in front of the milling drum by means of a wire-ropes sensor
- Electronic slope sensor
- Additional ultrasonic sensor, left
- Sonic ski sensor
- Scanning a wire by means of transducing sensor
- Pre-installation for Multiplex system with switching board for multiple sensors

Engine

- Air intake with cyclonic pre-cleaner
- Air compressor system
- Operation of cold milling machine with biodegradable hydraulic fluid
- Refuelling pump for diesel tank

Milling drum assembly with milling drum

- Milling drum with HT11 toolholder system, milling width 2,200 mm, tool spacing 15 mm
- Hydraulically lifting side plates, left and right
- Additional locking valve for scraper blade when milling down to top edge of subbase layer
- Drum turning device for cutting tool replacement
- Pneumatic cutting tool driver and extractor

Loading of milled material

- Hydraulically operated folding discharge conveyor, long
- Conveyor system with adjustable conveying speed
- Hydraulically lifting primary conveyor
- Conveyor support legs for low-loader transport (with standard conveyor design only)

Miscellaneous

- Special painting
- Lighting package with 6 Xenon spotlights and 4 standard spotlights
- Towing device (tow machine away from danger zone)
- Dual seat for convenient tool replacement, arranged between the rear crawler tracks, including storage compartment for four tool containers
- Material guide arranged between the rear crawler tracks, including storage compartment for four tool containers
- Material guide arranged between the rear crawler tracks, including storage compartment for four tool containers and dual seat for convenient tool replacement
- Additional rear water filling port (excluding filling pump)
- Hydraulically operated filling pump for water tank
- Hydraulically operated high-pressure water cleaner (max. 200 bar)
- Hydraulically operated high-pressure water cleaner combined with hydraulically operated filling pump
- Camera system to facilitate manoeuvring and monitor the loading operation, comprising one camera in the rear part of the machine and one camera at the discharge conveyor, as well as a screen centrally located in the operator's platform



Wirtgen GmbH
Reinhard-Wirtgen-Strasse 2 · 53578 Windhagen · Germany
Phone: +49 (0) 26 45/131-0 · Fax: +49 (0) 26 45/131-242
Internet: www.wirtgen.com · E-Mail: info@wirtgen.com